

2016 ECONOMIC IMPACT STATEMENT

This Economic Impact Statement provides unclassified information about the resources and economic impact of Kirtland Air Force Base on the surrounding community.

The installation's economic impact on the local community is calculated from local area spending based on budgetary expenditures.

The local area, or Economic Impact Region, includes all counties within a 50-mile radius from the base center. This information is current as of August 30, 2017.

This document was prepared by the 377th Comptroller Squadron Financial Analysis Office, incorporating inputs from Kirtland organizations. It includes Department of Defense, Department of Energy, Sandia National Labs, and other entities on Kirtland.

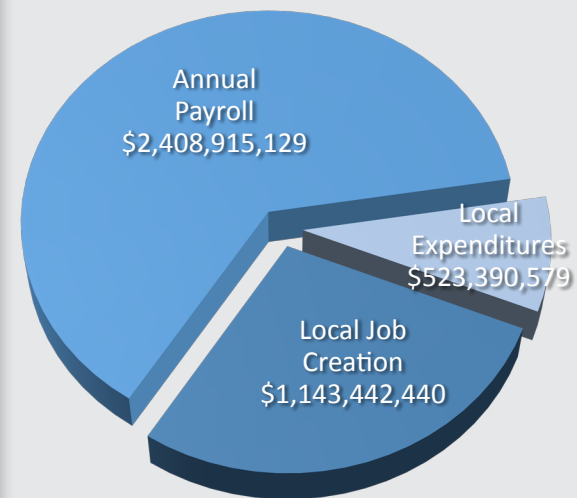
For questions, contact the Kirtland Public Affairs office.

Telephone: 505-846-5991
Email: 377ABW.PA@us.af.mil

DOD employee payroll\$1,202,209,559
DOD expenditures.....\$1,599,951,991
DOD local job creation \$535,690,380
Total DOD impact..... \$3,337,851,931
DOE/SNL employee payroll.....\$1,206,705,570
DOE/SNL expenditures \$1,537,941,431
DOE/SNL local job creation..... \$607,752,060
Total DOE/SNL impact.....\$3,352,399,061

Total Team Kirtland.....\$6,690,250,992

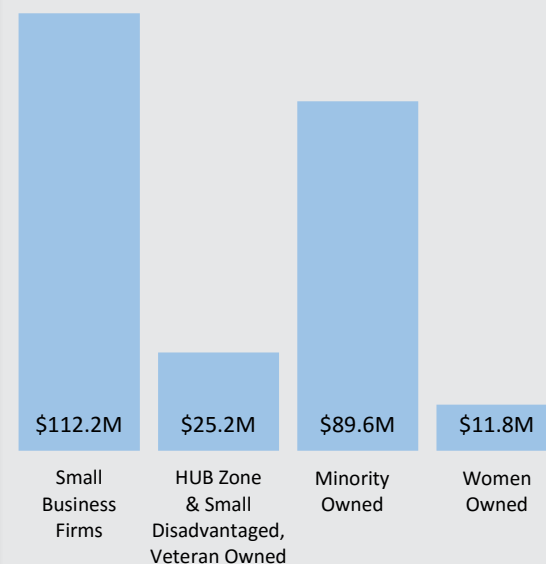
Approximately \$4.1B of the Total Kirtland Economic Impact is local. This chart shows the components of local economic impact for DOD and DOE.



Of the approximately \$4,075,748,147 local impact:

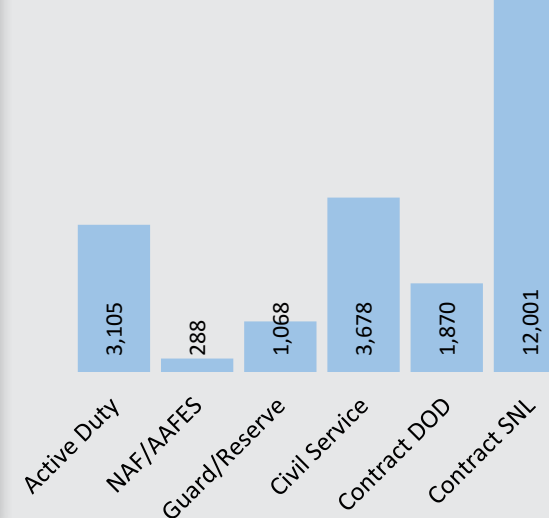
\$853,282 – College Tuition Assistance (civ.)
\$14,353,226 – Construction contracts
\$74,988,959 – Service contracts
\$9,939,120 – Local contracts
\$381,007,000 – SNL small business
\$124,000 – KAFB Impact Aid Revenue to APS

The FY16 small business program (excluding non-AF organizations and DOE) awarded \$124M to small businesses (some business reported in multiple categories).



22,010 personnel total

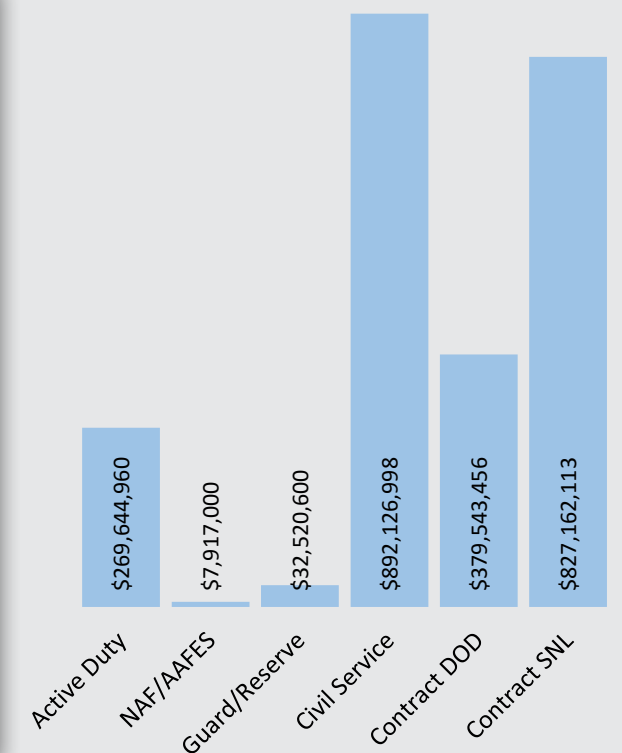
17,837 local employees
4,173 active duty/guard/reserve



Federal payroll (DOD & DOE) \$1,202,209,559
Contractor payroll \$1,206,705,570
Payroll Sub-Total \$2,408,915,129

Construction \$14,353,226
Service contracts..... \$74,988,959
Local contracts \$9,939,120
Local purchases..... \$18,961,939
Operations & maintenance..... \$668,617,965
Research and development \$788,950,447
College Tuition Assistance (civ) \$853,282
Off-base medical services \$22,123,225
Temporary duty bed nights \$1,163,826
SNL small business \$381,007,000
SNL other expenditures \$1,156,934,431
Other expenditures Sub-Total ... \$3,137,893,423

Total expenditures \$5,546,808,552
Local job creation \$1,143,442,440
Total \$6,690,250,992



Mission partners 25 major mission partners
Acres.....51,585
Buildings..... 772
Total square footage 7,727,146
Plant facilities value\$5,132,217
Privatized housing.....1,078
Miles of road 750
Lodging rooms553
Aircraft37
Installation entry gates8
Fire stations.....5
Restaurants.....14
Grocery stores.....1
Convenience stores/Gas stations.....2
Department store/Big Box.....1

