

#32
IN NATION

\$3.1 BILLION
SPENT IN STATE

#14
IN NATION

3.4%
OF STATE GDP

0.8%

% OF TOTAL U.S.
DEFENSE SPENDING

\$1,475

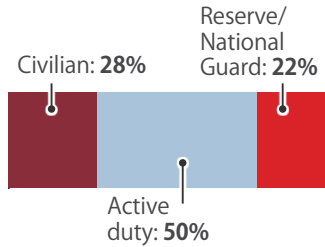
PER RESIDENT
SPENDING

DEFENSE PERSONNEL

\$1.2 Billion
TOTAL PAYROLL

23,539
TOTAL PERSONNEL

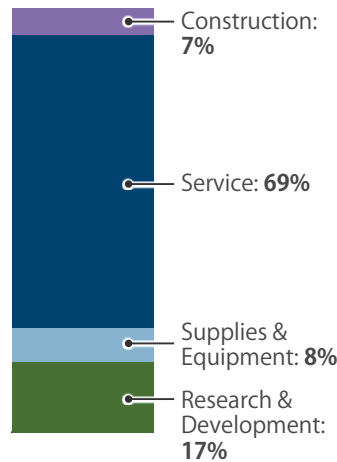
Allocation, By Type



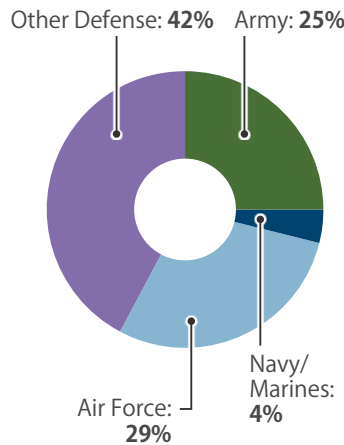
Top Personnel Locations

- 1 Bernalillo County**
8,311
- 2 Curry County**
4,610
- 3 Otero County**
4,262
- 4 Dona Ana County**
2,444
- 5 Sandoval County**
921
- 6 Roosevelt County**
597
- 7 Santa Fe County**
551
- 8 Lincoln County**
245
- 9 Los Alamos County**
229
- 10 San Juan County**
228

By Type



By Service

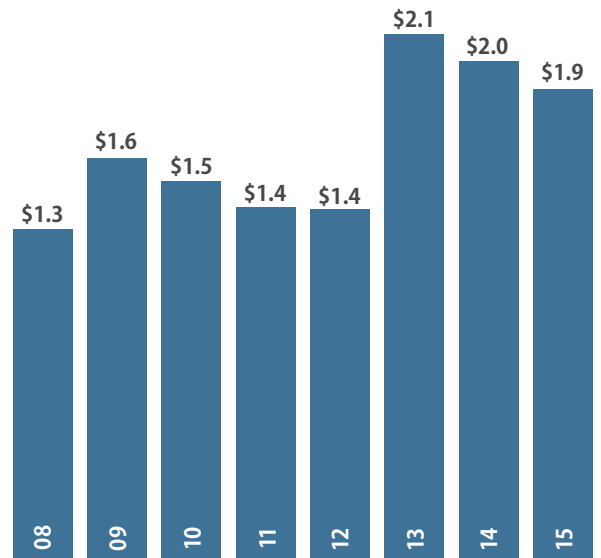


Top Contractors

(M=millions)

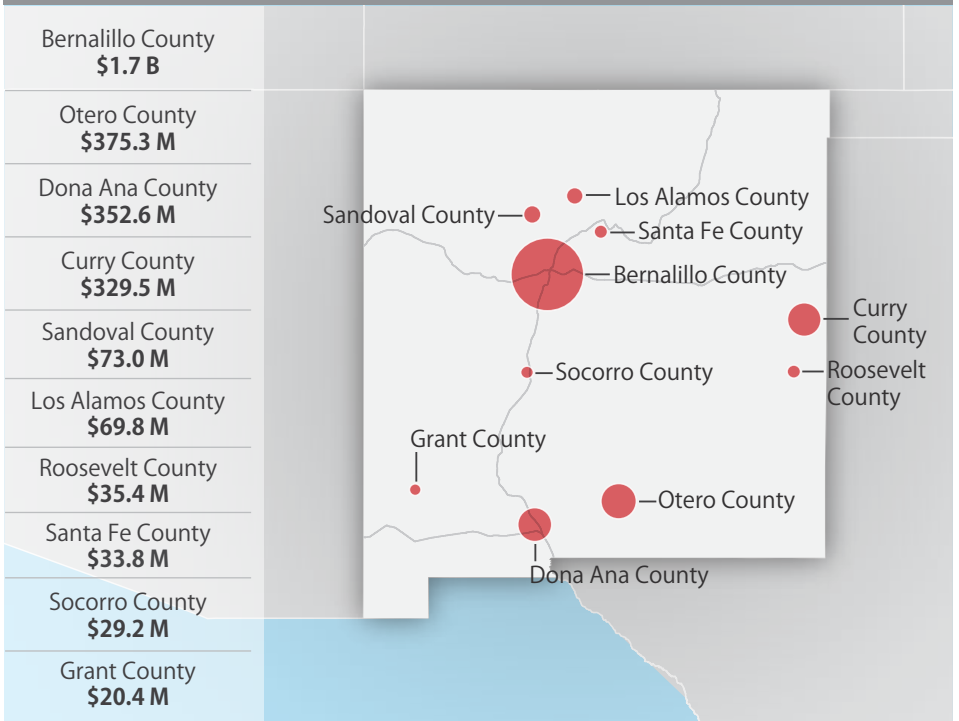
| | |
|-------------------------------------|-----------|
| Lockheed Martin | \$650.4 M |
| Applied Research Associates | \$68.1 M |
| Honeywell | \$60.8 M |
| Los Alamos National Security | \$50.5 M |
| TRAX International | \$46.6 M |
| Boeing | \$37.5 M |
| CAE | \$25.4 M |
| M1 Support Services | \$25.4 M |
| The Analytical Sciences Corporation | \$20.8 M |
| Leidos | \$20.5 M |

Value of Contract Awards Performed (Billions)



TOP DEFENSE SPENDING LOCATIONS

(M=millions B=billions)



NEW MEXICO